


NEUTRINO[®] SERIES

High Performance and SWaP
Mid-wavelength Infrared Camera
& Continuous Zoom Lens Solutions



oem
cameras.com



Phone: 1-888-919-2263 | Outside the U.S.: +1-845-343-4077 | Fax: +1-845-343-4299
Address: P.O. Box 4242 Middletown, New York 10941 USA


A COOLED MWIR SOLUTION FOR YOUR APPLICATION

The Neutrino high-performance and SWaP+C cooled mid-wavelength infrared (MWIR) OEM camera modules and continuous zoom (CZ) lenses provide an optimized imaging solution for missions demanding performance and reliability.

Offering size, weight, power, and cost optimized VGA, SXGA, and QXGA resolution camera modules with long-life and low-vibration linear coolers, common camera interfaces, and various continuous zoom lens combinations, Teledyne FLIR's Neutrino portfolio provides the best technical solution available. And with near off-the-shelf delivery, real price competitiveness and best-in-class product development support and reliability, the Neutrino portfolio is also the lowest risk solution. Teledyne FLIR also offers the industry-leading two-year warranty for Neutrino SWaP and IS series.

See what solution is best for you

Image captured with Neutrino Ground ISR



UNMANNED AERIAL SYSTEMS (UAS)



MILITARY DISMOUNT SYSTEMS



AIRBORNE ISR



COUNTER-UAS (C-UAS)



GROUND ISR & SECURITY

MEET THE NEUTRINO FAMILY




Neutrino **SWaP** Series

HOT FPA SWAP+C Optimized MWIR Camera Modules

The Neutrino LC and newly-released Neutrino SX8 provide best-in-class MWIR imagery and data in a small, lightweight package. Based on Teledyne FLIR's High Operating Temperature (HOT) FPA technology, they are designed for ruggedized products requiring long life, low-power consumption, and quiet, low-vibration operation. Both are ideal for small gimbals and airframes, handheld devices, security cameras, targeting devices, and asset monitoring applications.

- VGA and SXGA formats in a SWaP envelope
- ITAR free
- Low-power linear micro-cooler provides quick cool-down time
- Industry-leading two-year warranty




Neutrino **Performance** Series

High Definition Resolution MWIR Camera Modules

With high resolution and fast frame rates, the Neutrino QX and SX12 are ideal for ground or airborne ISR, targeting, C-UAS, and wide area motion imagery (WAMI) applications. The Neutrino Performance series offers a range of FPA types and optical interface options.

- Flexible detector type, FPA window size, frame rate, and interface
- ITAR free
- Mature infrared image processing architecture and robust SDK



Neutrino **IS** Series

HOT MWIR Camera Modules + Continuous Zoom (CZ) Lenses

Multiple affordable mid-wavelength infrared (MWIR) camera resolution and continuous zoom lens combinations can shave months and thousands of development dollars from camera lens integration projects. Not only does the Neutrino IS lower development risk and improve time-to-market, since each camera and lens are designed for each other, users also gain optimal performance not achievable when integrating cameras and lenses from multiple sources.

- VGA and SXGA formats in a SWaP envelope
- ITAR free
- Factory-integrated Teledyne FLIR MWIR camera and CZ lens
- Industry-leading two-year warranty



Neutrino **Ground ISR** Series

MWIR Camera Module + Continuous Zoom (CZ) Lens

The NEW high-performance Neutrino SX12 ISR1200 is the inaugural product in the new Neutrino Ground ISR series of high-performance mid-wavelength infrared (MWIR) camera modules with integrated continuous zoom (CZ) optics. The performance-driven HD MWIR system combines Teledyne FLIR MWIR camera modules and CZ optics with industry-adopted imaging electronics from InVeo Designs LLC to provide a best-in-class ISR solution for defense and industrial integrators.

- SXGA MWIR 12μm camera module at 1280x1024 resolution
- ITAR free
- Factory-integrated Teledyne FLIR MWIR camera and CZ lens

CORE TO INNOVATION

Neutrino SWaP Series



| | Neutrino SX8 | Neutrino LC |
|--|--|--|
| Sensor Technology | HOT MWIR | HOT MWIR |
| Sensor Size & Pixel Pitch | 1280 x 1024, 8 µm pitch | 640 x 512, 15 µm pitch |
| Spectral Band | 3.4 to ≥ 5.1 µm Standard | 3.4 to ≥ 5.0 µm Standard |
| Sensitivity (NEΔT) | <38mK, f/4, 50% well | <25 mK, f/4, 50% well |
| Frame Rate Options | 1 - 60 Hz, configurable | 1 - 60 Hz, configurable |
| Time to Image | <5 min 23°C ambient (goal), | <4 min 23°C ambient |
| Physical Attributes | | |
| Size (L x W x H) | 7.9 x 5.3 x 6.1 cm (3.1 x 2.1 x 2.4 in) | 7.4 x 4.6 x 6.1 cm (2.9 x 1.8 x 2.4 in) |
| f/number | f/4, f/3, and f/2.5 | f/5.5 Standard, f/4, & f/2.5 options |
| Cold Aperture Height | 19.4 mm from FPA | 19.4 mm from FPA (f/2.5, f/4) 19.7 mm from FPA (f/5.5) |
| Weight | < 420 grams (<15 oz) | <380 grams (<13.4 oz) |
| FPA Control | | |
| ROIC | ISC1601 | ISC0403 |
| Direct Injections, Snapshot, Progressive | Yes | Yes |
| Programmable Integration Time | Yes (.01ms - 16ms) at 60Hz | Yes (.01 ms – 16 ms) at 60Hz |
| Well Capacity | 2.6 x 10 ⁶ electrons | 7 x 10 ⁶ electrons |
| ROIC Modes | Free Run, Readout Priority, & Integration Priority | Free Run, Readout Priority, & Integration Priority |
| External Sync | Master or Slave | Master or Slave |
| Image Processing & Display Controls | | |
| NTSC/PAL | N/A | Yes (accessory board required) |
| Image Optimization/AGC | Linear, Histogram Equalization, DDE | Linear, Histogram Equalization, DDE |
| Invert/Revert | Yes | Yes |
| Color Palettes/LUTs | Yes, RGB888 mode | Yes, RGB888 mode |
| Symbology | Yes, RGB888 mode | Yes, RGB888 mode |
| Continuous Zoom | Yes, up to 8x | Yes, up to 8x |
| Digital Video | | |
| Parallel (24-bit/16-bit/8-bit) | Yes | Yes |
| Camera Link | Yes | Yes (accessory board required) |
| USB | Yes | Yes |
| Interfacing | | |
| Primary Electrical Connector | 80-pin SAMTEC, ST4-40-2.50-L-D-P-TR | 80-pin Hirose, DF40C-80DS |
| Input Power | +5.0 VDC Camera, +12 VDC Cryocooler | +3.3 VDC Camera, +12 VDC Cryocooler |
| Power Dissipation | <12 W cooldown, <8 W steady state @ 23°C | <8 W cooldown, <4 W steady state @ 23°C |
| Communication | UART (115.2K baud) | USB or UART (921.6k baud) |
| Discrete I/O Control | Yes, Three available | One Discrete, custom configurable at factory |
| User Configurability via SDK & GUI | Yes | Yes |
| Environmental | | |
| Operating Temperature Range | -40°C to +71°C (-40°F to +160°F) | -40°C to +71°C (-40°F to +160°F) |
| Non-Operating Temperature Range | -57°C to +80°C (-70.6°F to +176°F) | -54°C to +80°C (-65°F to +176°F) |
| Operational Altitude | ~12 km (40,000 ft) | ~12 km (40,000 ft) |
| Humidity | Non-condensing between 5% – 95% | Non-condensing between 5% – 95% |
| Vibration | 5.8 grams, 3-axis, 1 hr each | 5.8 grams, 3-axis, 1 hr each |
| Shock (goal) | Lateral 190 grams @ .55 ms Vertical 320 grams @ .55 ms Axial 550 grams @ .8 ms | Lateral 190 grams @ .55 ms Vertical 320 grams @ .55 ms Axial 550 grams @ .8 ms |

Neutrino Performance Series



| | Neutrino QX | Neutrino SX12 |
|--|--|--|
| Sensor Technology | MWIR | MWIR |
| Sensor Size & Pixel Pitch | 2048 x 1536, 10 µm pitch | 1280 x 1024, 12 µm pitch |
| Spectral Band | 3.4 to ≥ 5.0 µm Standard | 3.4 to ≥ 5.0 µm Standard, CO2 notch available |
| Sensitivity (NEΔT) | <30 mk, f/4, 50% well | <25 mk, f/4, 50% well |
| Frame Rate Options | 60 Hz (1080P), >30 Hz (QXGA) | 120 Hz (720P), >60 Hz (SXGA) |
| Time to Image | <7 min @ 22°C ambient | <7 min @ 22°C ambient |
| Physical Attributes | | |
| Size (L x W x H) | 13.4 x 7.0 x 10.3 cm (5.26 x 2.76 x 4.05 in) | 12.0 x 7.0 x 10.3 cm (4.732x 2.76 x 4.05 in) |
| f/number | f/2, custom available | f/2.5, f/4, and f/5 |
| Cold Aperture Height | 38.1 mm from FPA | 25.0 mm from FPA |
| Weight | 1.97 kg (4.34 lb) | 1.97 kg (4.34 lb) |
| FPA Control | | |
| ROIC | ISC1901 | ISC1308 |
| Direct Injections, Snapshot, Progressive | Direct Injection, Snapshot | Direct Injection, Snapshot, Integrate While Read |
| Programmable Integration Time | Yes (.01-16 ms) | Yes (.01-16 ms) |
| Well Capacity | 3 x 10 ⁶ electrons | >11 x 10 ⁶ electrons |
| ROIC Modes | Free Run, Readout Priority, & Integration Priority | Free Run, Readout Priority, & Integration Priority |
| External Sync | Free run, external sync with readout or integration priority | Free run, external sync with readout or integration priority |
| Image Processing & Display Controls | | |
| NTSC/PAL | N/A | N/A |
| Image Optimization/AGC | Yes | Yes |
| Invert/Revert | Yes | Yes |
| Color Palettes/LUTs | N/A | N/A |
| Symbology | N/A | N/A |
| Continuous Zoom | N/A | N/A |
| Digital Video | | |
| Parallel (24-bit/16-bit/8-bit) | No | No |
| Camera Link | Yes (basic or medium) | Yes (basic or medium) |
| USB | No | No |
| Interfacing | | |
| Primary Electrical Connector | 40-pin Samtec | 40-pin Samtec |
| Input Power | 5 VDC Camera, 28 VDC Cryocooler | 5 VDC Camera, 28 VDC Cryocooler |
| Power Dissipation | <20 W Steady State | <20 W Steady State |
| Communication | RS-422, selectable BAUD rate | RS-422, selectable BAUD rate |
| Discrete I/O Control | No | No |
| User Configurability via SDK & GUI | Yes | Yes |
| Environmental | | |
| Operating Temperature Range | -40°C to +71°C (-40°F to +160°F) | -40°C to +71°C (-40°F to +160°F) |
| Non-Operating Temperature Range | -54°C to +80°C (-65°F to +176°F) | -54°C to +80°C (-65°F to +176°F) |
| Operational Altitude | 12,190 m (40,000 ft) | 12,190 m (40,000 ft) |
| Humidity | Non-condensing between 5% – 95% | Non-condensing between 5% – 95% |
| Vibration | 3.4 GRMS three axis, 1 hr each | 3.4 GRMS three axis, 1 hr each |
| Shock (goal) | 20 G Shock Pulse W/11 ms Half Sine | 20 G Shock Pulse W/11 ms Half Sine |

CHALLENGES WITH MWIR INTEGRATION

TIME TO MARKET

The typical project timeline for a system integrator to develop a MWIR imaging platform averages 12 to 28 months when buying and integrating third party commercial-off-the-shelf (COTS) components. It can require even longer for programs where developers need to design to specific customer requirements, such as with traditional government contract programs.

MULTIPLE COMPLEX SUBSYSTEMS

An MWIR imaging system consists of multiple subsystems. The optics collect and focus the MWIR energy onto the detector. Zoom optics provide the field of view or optical magnification to the camera. The detector includes a focal plane array (FPA), readout integrated circuit (ROIC), and integrated detector cooler assembly (IDCA). Imaging electronics control the FPA, cooler and create an image. A development team has to consider multiple variables, including pixel size, frame rate, vacuum packaging, and much more.

MULTIPLE COMPONENT PROVIDERS

Development teams are challenged when acquiring and integrating subsystems from two or more providers. Reduced system performance and reliability are likely when integrating “stand-alone” components due to compatibility tradeoffs. This can also lead to efficiency loss and added complexity in the system development process, procurement, manufacturing, and eventual system support.

BOLD PERFORMANCE AND INTEGRATION SUPPORT

SWAP+C OPTIMIZED SENSOR ENGINE

SWaP+C optimized design saves space, weight, and power, resulting in operational and cost benefits and the ability to integrate into smaller spaces.

- T2SL HOT FPA provides superb MWIR imagery
- Tight optics-to-camera tolerances minimize optics size and mass
- Best-in-class power consumption

RELIABLE LINEAR COOLER

Designed from the ground up for optimum performance and reliability minimize cost of ownership and maximize operational uptime.

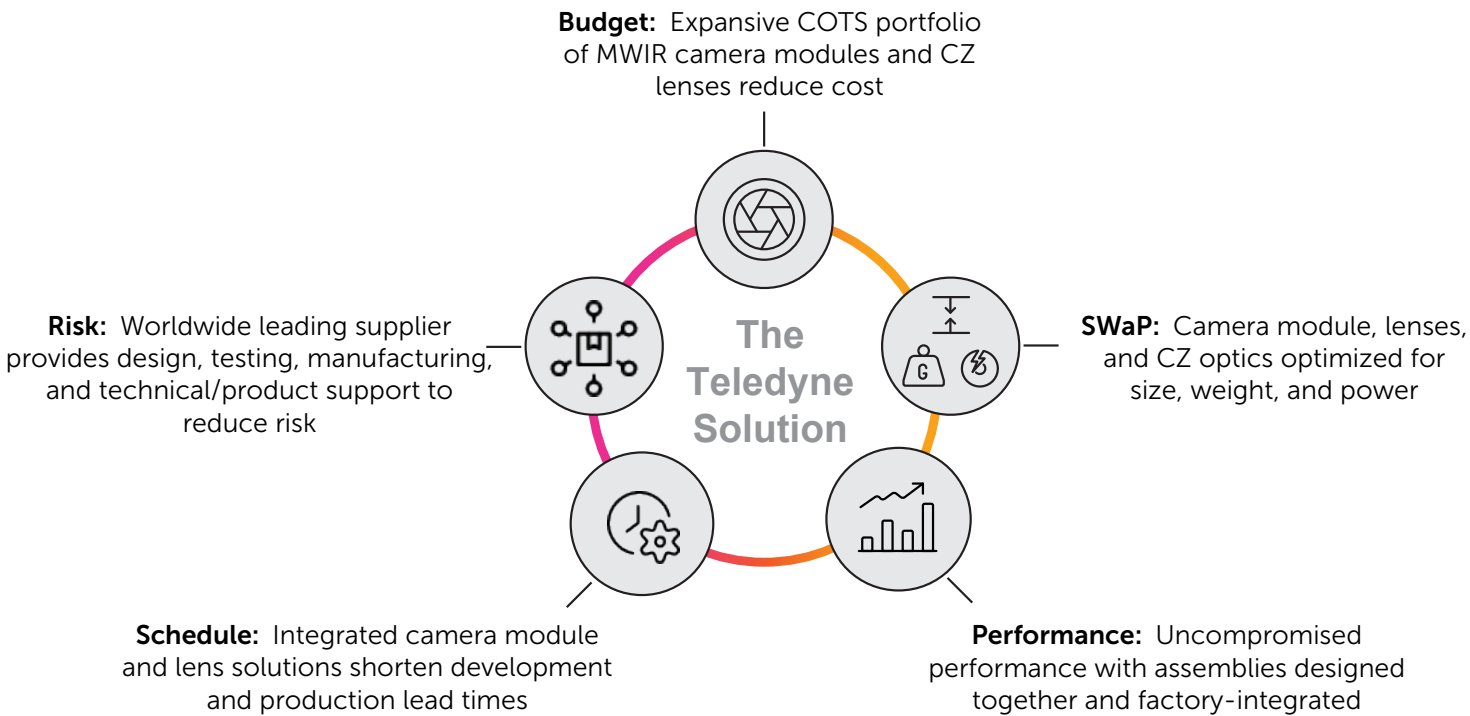
- Increased reliability and low-vibration
- 2x faster time to image
- Reduce user fatigue and operate for longer periods
- Comprehensive product documentation

MARKET LEADING THERMAL OPTICS

Integrated SWaP optimized lens provides instant clear imaging able to withstand every rugged environment.

- Smooth continuous zoom
- Precision aligned camera and lens with a collimator and sophisticated test equipment
- Highly qualified Teledyne FLIR Technical Services team available to support integration

ADVANTAGES OF MWIR INTEGRATION WITH TELEDYNE FLIR



THE AFFORDABLE TOTAL PACKAGE REVOLUTIONIZING MWIR IMAGING

Teledyne FLIR is the first integrated solutions provider capable of supplying high-performance MWIR camera modules and continuous zoom optic assemblies. Teledyne FLIR accelerates time to market for MWIR imaging platform developers with vertically integrated, size-weight-and-power (SWaP)-optimized camera modules and zoom optics. When developers can work with a single solutions provider to produce all of the subsystems necessary for a complete platform—including the IR detector, zoom optics, electronics and packaging—the results are shorter design cycles, streamlined procurement, increased reliability, and reduced end-item lead time.



BOUNDLESS VERSATILITY WITH INTEGRATED SOLUTIONS



| | Neutrino LC CZ 19-290 | Neutrino LC CZF 25-250 | Neutrino LC CZF 30-600 | Neutrino LC CZF 25-375 |
|-------------|--|--|---|--|
| Resolution | 640 x 512, (15 µm pitch) HOT MWIR | | | |
| f/number | f/5.5 | f/5.5 | f/5.5 | f/5.5 |
| Description | Straight | Folded | Folded | Folded |
| HFOV | 1.9° to 27.4° | 2.2° to 21.7° | 0.9° to 18.2° | 1.5° to 21.9° |
| Size | 15.6 x 7.88 x 10.0 cm (6.20 x 3.09 x 3.94 in) | 11.4 x 7.1 x 12.1 cm (4.5 x 2.8 x 4.7 in) | 16.89 x 13.21 x 14.99 cm (6.65 x 5.20 x 5.90 in) | 15.42 x 8.53 x 12.65 cm (6.07 x 3.36 x 4.98 in) |
| Weight | 749 grams (1.65 lb) | 741 grams (1.63 lb) | 1980 grams (4.37 lb) | 1140 grams (2.51 lb) |
| Volume | 1237 cm ³ (76 in ³) | 920 cm ³ (56 in ³) | 3344 cm ³ (204 in ³) | 1663 cm ³ (102 in ³) |

| | Neutrino LC CZ 15-300 | Neutrino SX8 CZF 30-300 | Neutrino SX8 CZ 15-300 | Neutrino SX12 ISR1200 |
|-------------|--|--|---|---|
| Resolution | 640 x 512, (15 µm pitch) HOT MWIR | 1280 x 1024, (8 µm pitch) HOT MWIR | | 1280 x 1024, (12 µm pitch) MWIR |
| f/number | f/4.0 | f/3.0 | f/4.0 | f/5.0 |
| Description | Straight | Folded | Straight | Straight |
| HFOV | 1.8° to 35.5° | 1.96° to 19.37° | 1.9° to 37.6° | 7.2° to 0.72° |
| Size | 19.25 x 9.91 x 10.59 cm (7.58 x 3.90 x 4.17 in) | 17 x 13.5 x 19 cm (6.69 x 5.31 x 7.48 in) | 19.25 x 9.91 x 9.96 cm (7.58 x 3.90 3.92 in) | Length: 57.91 cm (22.8 in) Lens Diameter: 29 cm (11.4 in) |
| Weight | 1324 grams (2.92 lb) | 1770 grams (3.90 lb) | 1337 grams (2.95 lb) | 14.51 kg (32 lb) |
| Volume | 2020 cm ³ (123 in ³) | 4361 cm ³ (266 in ³) | 1900 cm ³ (116 in ³) | 38,251 cm ³ (2327 in ³) |

Save time and money with Teledyne FLIR's integrated MWIR cooled camera module and continuous zoom lens solutions. The Neutrino IS models are cost-effective, swap-optimized, reliable, and can erase weeks of precision engineering getting you to market faster than ever. FLIR engineered specific zoom lens and camera combinations to guarantee simplified opto-mechanical integration and user interface while providing smooth continuous zoom with a common and simplified user interface in a variety of FOV options. These solutions are fully athermalized over a wide operating temperature range and are autofocus capable.

- Optimized SWaP, usability, and image performance in demanding environments
- Tight optics-to-camera tolerances minimize optics size and mass
- Simplified and common electrical interface and software controls
- Fewer connectors, cables, and software SDKs to manage
- Precision aligned camera and lens for optimized co-boresight performance

ACCESSORIES




Neutrino LC USB VPC Kit (421-0061-01)
The USB Video Power Connector (VPC) kit turns the Neutrino LC camera into a webcam. Power, digital video, and comm are all via USB2. The kit includes a USB-A to USB-C cable.



Neutrino LC USB/Analog VPC Kit (421-0062-01)
The USB VPC kit with an additional custom 6-foot cable with a BNC pigtail provides an additional analog video signal (NTSC-compliant).



Neutrino LC Camera Link Accessory (250-0609-00)
The Camera Link accessory converts CMOS video signal into a Camera-Link-compliant output via SDR-26 receptacle. Communication and power are provided via a standard USB-3 micro-B.



Neutrino LC Utility Kit (421-0074-00)
Provides all output options on a single PCB. Includes a wire harness to the cooler interface. The accessory board converts video signal into a Camera-Link-compliant output via a SDR-26 receptacle.



Neutrino LC Development Kit (421-0071-00)
Provides all output options on a single PCB and easy access to the full 80-pin camera interface for development. Includes a flex cable between the board and the camera and a wire harness to the cooler interface.



Neutrino LC Demonstration Lens (322-0487-00)
A 22 mm fixed focal length, f/5.5 lens provides a 25° horizontal field of view (HFOV). Includes a mechanical housing for the lens and allows for focus capability via keyed lens barrel and threaded barrel/housing.



Neutrino SX8 Accessory Board (421-0085-00)
The Utility Kit provides Camera link and HDMI video output to a single development electronics board. The kit includes a wire harness for camera and cooler power. Communication and power to the Neutrino SX8 camera electronics is provided via a USB driver to a virtual COM port. External sync input/output signals are provided with standard MCX connectors. A header connector is provided for RS-422 lens control.

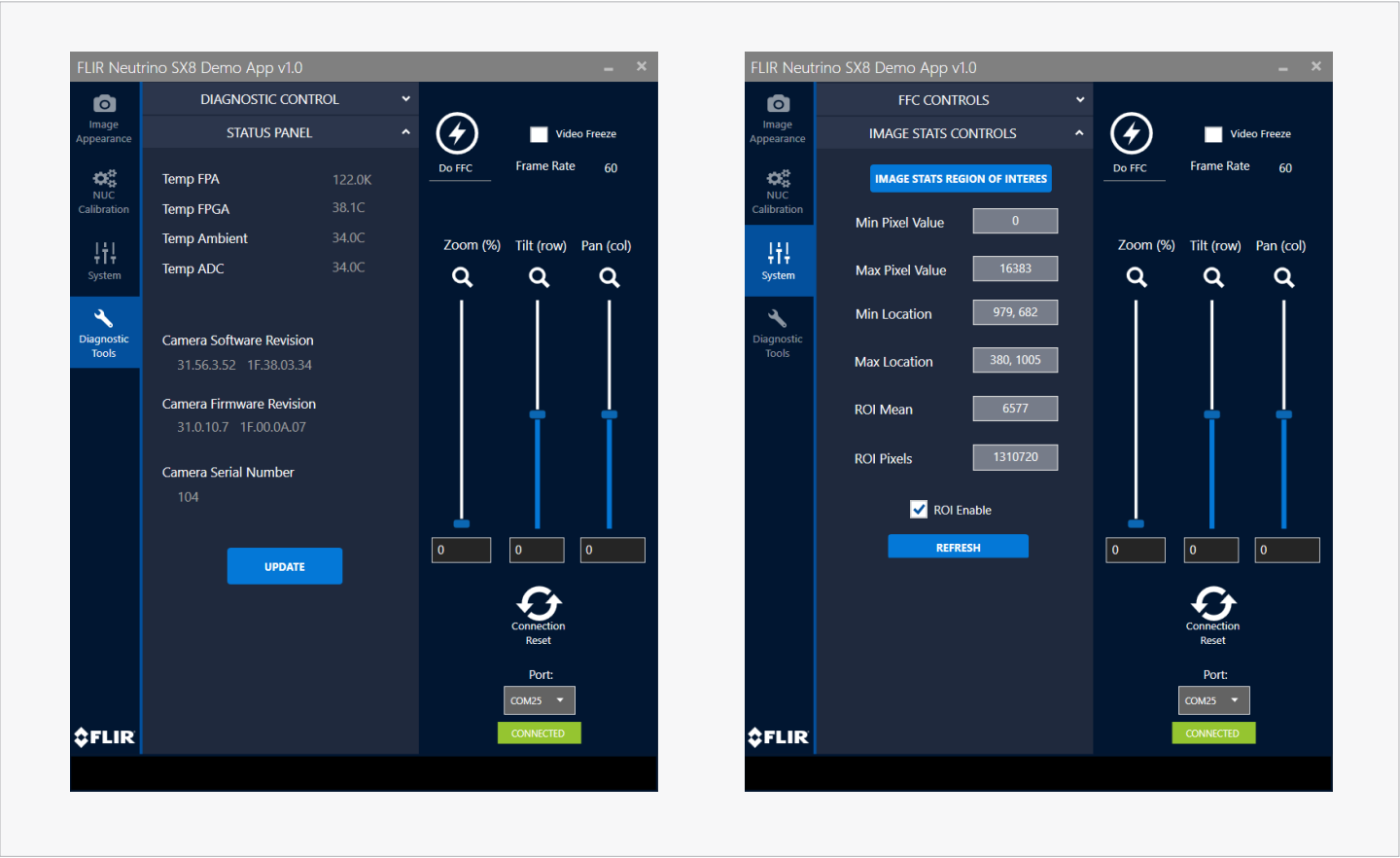


Neutrino SX8 Demonstration Lens (2402-300)
A 30 mm fixed focal length, f/2.5 lens provides a 32° HFOV. Includes a mechanical housing for the lens and allows for focus capability via keyed lens barrel and threaded barrel/housing.

NEUTRINO SOFTWARE GUI

The Neutrino Demo Application or graphical user interface (GUI) allows developers to quickly start streaming video from the Neutrino LC or the Neutrino SX8. The GUI provides access to functions available within the SDK and uses a x64 Windows 10 program. It connects to the camera module via an accessory board and provides access to a number of image appearance, NUC calibration, and system settings to help with development. Example interfaces include and are not limited to CMOS and HDMI video mode, LVDS/Camera Link, NUC threshold, NUC gain, image stats controls, and FFC controls.

The interface also provides access to a wide range of diagnostic features such as diagnostic control and the status panel useful for quick troubleshooting. It can load and save configuration files to and from the Neutrino camera module.



INTEGRATION SUPPORT

Highly qualified Teledyne FLIR Technical Services team is available to support integration. Various schematic and BOM references are available upon request.

Please visit www.oemcameras.com/neutrino for more information.



About Teledyne FLIR

Teledyne FLIR designs, develops, manufactures, markets, and distributes technologies that enhance perception and awareness. We bring innovative sensing solutions into daily life through our thermal imaging, visible-light imaging, video analytics, measurement and diagnostic, and advanced threat detection systems.

Teledyne FLIR offers a diversified portfolio that serves a number of applications in government & defense, industrial, and commercial markets. Our products help first responders and military personnel protect and save lives, promote efficiency within the trades, and innovate consumer-facing technologies. Teledyne FLIR strives to strengthen public safety and well-being, increase energy and time efficiency, and contribute to healthy and intelligent communities.

For FLIR Sales and Service contact us at:

SANTA BARBARA
Teledyne FLIR LLC
6769 Hollister Ave.
Goleta, CA 93117

EUROPE
Teledyne FLIR LLC
Luxemburgstraat 2
2321 Meer
Belgium

oem
cameras

Phone: 1-888-919-2263 | Outside the U.S.: +1-845-343-4077 | Fax: +1-845-343-4299
Address: P.O. Box 4242 Middletown, New York 10941 USA



Equipment described herein is subject to US export regulations and may require a license prior to export. Diversion contrary to US law is prohibited. Imagery for illustration purposes only. Specifications are subject to change without notice.
©2022 Teledyne FLIR LLC, Inc.

Approved for public release. Teledyne FLIR Approved [FLIRGTC-SBA-001]

All rights reserved. 08/09/2022

22-0729-OEM-COR-Neutrino-Series-Brochure-LTR